

A vibrant illustration of a squirrel and a red-bellied woodpecker on a tree trunk. The squirrel is on the left, looking towards the right. The woodpecker is on the right, holding an acorn in its beak. The tree trunk is covered in various autumn leaves in shades of yellow, orange, and red, along with several acorns. The background is a light blue sky. The title 'Count Down to Fall' is written in a large, black, serif font across the center of the image.

Count Down to Fall

By Fran Hawk
Illustrated by Sherry Neidigh

Count Down to Fall

Count backwards from ten to one during one of the most colorful times of year—fall. Learn about the bright leaves and the trees from which they fall: aspen, birch, maple, oak, chestnut, linden, pine, beech, dogwood, and sweet gum. Watch the animals frolicking in the crisp autumn air as they get ready for the approaching winter chill.

It's so much more than a picture book . . . this book is specifically designed to be both a fun-to-read story and a launch pad for discussions and learning. Whether read at home or in a classroom, we encourage adults to do the activities with the young children in their lives. Free online resources and support at www.ArbordalePublishing.com include:

- For Creative Minds as seen in the book (in English & Spanish):
 - Plant Parts
 - Leaves- The Shape of it All
 - What Good are Plants?
 - Match the Leaves Activity
- Teaching Activities:
 - Reading Questions
 - Language Arts
 - Science
 - Mathematics
 - Geography
 - Coloring Pages
- Interactive Quizzes: Reading Comprehension, For Creative Minds, and Math Word Problems
- English and Spanish Audiobooks
- Related Websites
- Aligned to State Standards (searchable database)
- Accelerated Reader and Reading Counts! Quizzes
- Lexile and Fountas & Pinnell Reading Levels

eBooks with Auto-Flip, Auto-Read, and selectable English and Spanish text and audio available for purchase online.

Thanks to Dr. John O'Keefe and Pamela M. Snow at Fisher Museum, Harvard Forest; to Robert Smith, Arborist and Susan Erickson, Research Coordinator at the Arbor Day Foundation for verifying the accuracy of the information in this book.

Fran Hawk's favorite things are children, books, and writing. Writing children's books is her dream come true, because it combines all three. A retired school media specialist, Fran resides in the Charleston, SC area. When the famous Hunley submarine was raised from Charleston harbor, she wrote *The Story of the H.L. Hunley and Queenie's Coin*. In her next book, *Ten Tips for Raising Readers*, Fran shared all the best information she had gathered about bringing children and books together. One autumn afternoon, Fran was walking as leaves drifted down all around her. She realized she only knew the names of a few of them, so she got some leaf books from the library and worked on identifying them so she could teach her grandchildren. ***Count Down to Fall*** was the result!


Sherry Neidigh, a graduate of Ringling School of Art and Design, has been freelance illustrating for many years. Sherry's love of animals and nature comes through in her bright, colorful art. In addition to illustrating ***Count Down to Fall*** and ***The Best Nest*** for Arbordale, Sherry has illustrated several trade and education titles including *Who Needs That Nose?*, *If I Had a Tail*, and *Black and White*. Sherry lives in upstate South Carolina.



Fran Hawk



Sherry Neidigh





Ten sweet gum leaves,
orange, purple, and red,
look like bright colored stars
as they fall on earth's bed.





Nine dogwood leaves
bright shining scarlet,
drifting down, down, down—
like the tail of a comet.

Eight beech tree leaves,
like yellow cats' eyes
float gently down
through autumn skies.






For Creative Minds

The “For Creative Minds” educational section may be photocopied or printed from our website by the owner of this book for educational, non-commercial uses. Cross-curricular “Teaching Activities,” interactive quizzes, and additional resources are available online. Go to www.ArbordalePublishing.com and click on the book’s cover to find all the links.

Plant Parts

Match the plant part to the picture. Answers are upside down at the bottom of the page.

- 1 Think of **stems** (trunks are a type of stem) as “pipes” or “straws” to carry the water and nutrients from the roots to the leaves. They are also a type of support to keep the plant standing up so that the leaves can reach sunlight.
- 2 **Seeds** to help new plants grow are found in plant **flowers**, **fruit**, or **nuts** (including pinecones). The seeds need to be carried away from the parent plant so that they have enough room, nutrients, and sunlight to grow.
- 3 **Roots** are usually not visible since they are typically underground. Not only do they keep the plant in one place, but they absorb water and nutrients out of the ground for the plant to grow.
- 4 The **green color** in leaves comes from **chlorophyll**. When the days start to get shorter and cooler in the fall, many leaves stop making food and the chlorophyll (green color) goes away. Some of the colors that are left have been there all year long but the green covers them up! Trees survive the winter on food they have stored in their roots.
- 5 The **leaves** make food for the plant to grow. They use chlorophyll reacting in sunlight to take the water and nutrients that were absorbed by the roots and carried up by the stem and combine it with gas (carbon dioxide) that they absorb from the air. This makes a type of sugar (glucose) that gives the plants the energy they need to grow and give off the oxygen that we need to breathe. This is called photosynthesis.



Answers: 1D, 2C, 3B, 4A, 5E

Leaves—The Shape of it All

Leaves come in all shapes and sizes. In the fall, as the weather gets colder, they come in all different colors, too! Leaf shapes include round, oval, diamond-shaped, triangular, long and narrow, fan-shaped, or even mitten-shaped. Some leaves have smooth edges, some have toothed edges, and some are lobed. Match the leaf to its type (answers are upside-down at the bottom of the page):

smooth edges

toothed edges

lobed

needled



birch



maple



oak



dogwood



linden



chestnut



pine

smooth edges: dogwood
tooth edges: birch, chestnut, linden
lobes: maple, oak
needles: pine

What Good Are Plants?

Plants are producers and are near the bottom of the food chain. Every animal depends on plants to survive – even if the animal doesn't eat the plants themselves! All kinds of animals eat plants. We eat lots of things that come from plants. What are some things that you eat from plants?

- Plants give us the oxygen that we need to breathe.
- Some animals build their shelter in or around plants; or they might use plant material to build their nests.
- Animals might hide in or around plants to protect themselves from predators or to wait for prey.

Here are just a few ways that people or animals use some of the trees mentioned in the book.



Maple
We eat the syrup on pancakes.
Deer and moose eat the bark.



Birch
Deer eat the leaves.
Native Americans used the bark for their canoes.



Pine
Squirrels and other animals eat the seeds in pinecones.
We use the wood for building houses and furniture.



Quaking Aspen
Deer and elk love eating the leaves.
Beavers eat aspen, as well as use it for building their homes.



Oaks
Squirrels and chipmunks eat the acorns.
Deer eat all parts of the tree.
We use wood for furniture and floors.

Match the Leaves

Using the information and the illustrations in the book, match the fall leaves to the summer leaves. Answers are upside down at the bottom of the page.

Answers: 1d, 2a, 3e, 4b, 5c

Thanks to Dr. John O'Keefe and Pamela M. Snow at Fisher Museum, Harvard Forest and to Robert Smith, Arborist, and Susan Erickson, Research Coordinator, of the Arbor Day Foundation for verifying the accuracy of the information in this book.

Publisher's Cataloging-In-Publication Data

Hawk, Fran.
Count down to fall / by Fran Hawk ; illustrated by Sherry Neidigh.
p. : col. ill. ; cm.

Summary: Count backwards from ten to one during one of the most colorful times of the year. Learn about the bright, colorful leaves and the trees from which they fall. Watch the animals frolicking in the crisp, autumn air as they get ready for the approaching cold winter. Includes section "For Creative Minds" with activities.

Interest age level: 004-008.
Interest grade level: P-3.
ISBN: 978-1-93435-9945 English hardcover
ISBN: 978-1-60718-8650 English paperback
ISBN: 978-1-60718-6915 Spanish hardcover (El conteo regresivo del otoño)
ISBN: 978-1-60718-0593 English eBook downloadable
ISBN: 978-1-60718-0494 Spanish eBook downloadable
ISBN: 978-1-60718-2870 Interactive, read-aloud eBook featuring selectable English and Spanish text and audio (web and iPad/tablet based)


1. Autumn--Juvenile literature. 2. Fall foliage--Juvenile literature. 3. Animals--Habits and behavior--Juvenile literature. 4. Trees--Juvenile literature. 5. Autumn. 6. Animals--Habits and behavior. 7. Trees. I. Neidigh, Sherry. II. Title. Title.

QB637.7 .H29 2009
508.2 2009922605

Lexile Level: 1070, Lexile Code: AD

Text Copyright © 2009 by Fran Hawk
Illustration Copyright © 2009 by Sherry Neidigh
The "For Creative Minds" educational section may be copied by the owner for personal use or by educators using copies in classroom settings.

Arbordale Publishing
formerly Sylvan Dell Publishing
Mt. Pleasant, SC
www.ArbordalePublishing.com



Includes 4 pages of learning activities.
Look for more free activities online at
www.ArbordalePublishing.com