


# Sort it Out!

By Barbara Mariconda  
Illustrated by Sherry Rogers





# Sort it Out!

Packy the Packrat's mother has had enough! It's time that he sorts through his ever-growing collection of trinkets and puts them away. Told in rhyme, the text leads the reader to participate in the sorting process by categorizing Packy's piles of things according to like characteristics and attributes. The reader response is worked into the rhyme, building a sense of anticipation. The illustrations include a humorous subplot about Packy's sister, who enjoys pilfering some of his things for her own enjoyment. Children will relate to the idea of having a collection of favorite objects and the satisfaction that comes from examining and admiring these collectibles. The story promotes and reinforces analogous thinking—a critical thinking skill in math, science, and life.

It's so much more than a picture book . . . this book is specifically designed to be both a fun-to-read story and a launch pad for discussions and learning. Whether read at home or in a classroom, we encourage adults to do the activities with the young children in their lives. Free online resources and support at [www.ArbordalePublishing.com](http://www.ArbordalePublishing.com) include:

- For Creative Minds as seen in the book (in English & Spanish):
  - Sorting Activity
  - Scientists sort things too—with graph
  - Sorting Cards
  - Writing Connection
- Teaching Activities:
  - Reading Questions
  - Language Arts
  - Science
  - Mathematics
  - Geography
  - Coloring Pages
- Interactive Quizzes: Reading Comprehension, For Creative Minds, and Math Word Problems
- English and Spanish Audiobooks
- Related Websites
- Aligned to State Standards (searchable database)
- Accelerated Reader and Reading Counts! Quizzes
- Lexile and Fountas & Pinnell Reading Levels

eBooks with Auto-Flip, Auto-Read, and selectable English and Spanish text and audio available for purchase online.

Thanks to Mary Santilli, Presidential Award Recipient for Elementary Mathematics (CT 1991) for verifying the accuracy of the information in this book.

**Barbara Mariconda** is one of those people who has done it all! An educator (K-6), a mentor teacher, an adjunct professor of Children's Literature and Process Writing, Barbara has also written a wide variety of musicals, songs, and books. She has worked with Children's Television Workshop and Cherry Lane Music on the creative staff of the Sesame Street Music Magazine. In addition to writing workbooks and beginning readers, her middle grade novel, *Turn the Cup Around*, was nominated for an Edgar Allan Poe Award for best children's mystery. She has also published numerous professional books for teachers, frequently speaks on the topic of writing for and with children, and provides professional development for teachers at seminars across the country. She is a partner in the educational seminar/consulting firm, Empowering Writers, and is a member of SCBWI. Barbara understands that sorting and categorizing, recognized as a math and science skill, also powerfully relates to writing. In order to write in an organized fashion, to group like details with broader main ideas, to recognize the ways in which main ideas of writing may overlap and therefore encourage redundancy, it all comes down to the writer's ability to think critically and sort things out. Barbara's huge collections of sea glass, pottery shards, glass paperweights, nutcrackers, wine bottle corks, and cowboy boots, all artfully sorted and arranged, served as the inspiration for this book.

**Sherry Rogers** spent twelve years as a corporate graphic designer and artist before "leaving it all behind" for the freelance world. In addition to illustrating *Sort it Out!* Sherry has illustrated *Kersplatypus*, *Burro's Tortillas* and *If You Were a Parrot* for Arbordale. Her first book, *Counting Little Geckos* was published in the summer of 2005. Sherry, her husband and two children live in Northern California.



**Barbara Mariconda**



**Sherry Rogers**

# Sort it Out!

By Barbara Mariconda  
Illustrated by Sherry Rogers



For Tom Lynch who helps me sort out and stand in the mysteries of life, and Mary Santilli who taught me that everything is, in some way, about math and science!—BM

For my Grandma Askew who in my eyes was as perfect as a human can be and who I cherished and miss so much—SR





Pack rat collected a whole bag of stuff.  
His mother said, "Packy, enough is enough!

Empty that stuff you've collected today!  
Then sort it all out and put it away!"



A turtle, a locket, a marble, a book,  
an acorn, a needle are all things that he took!

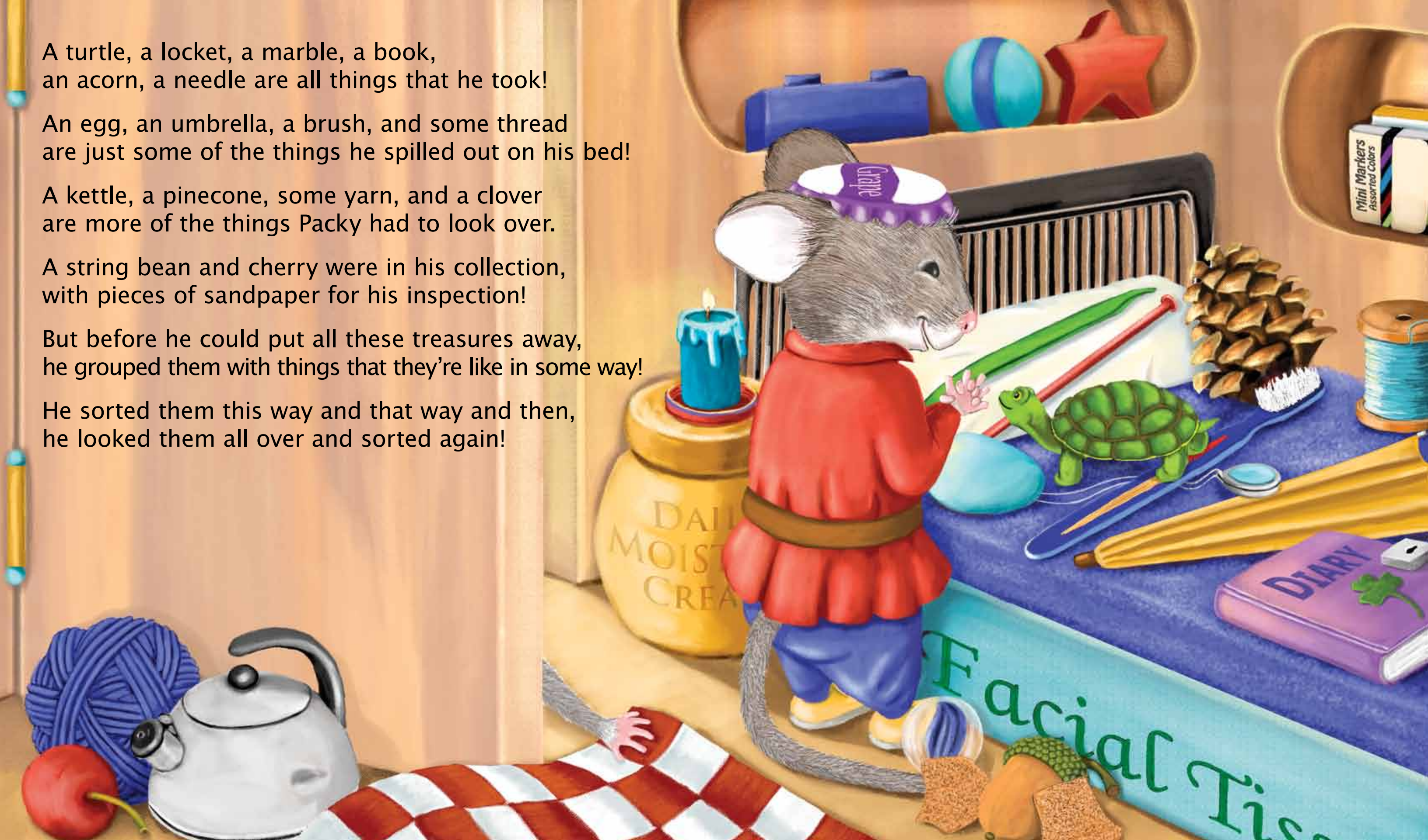
An egg, an umbrella, a brush, and some thread  
are just some of the things he spilled out on his bed!

A kettle, a pinecone, some yarn, and a clover  
are more of the things Packy had to look over.

A string bean and cherry were in his collection,  
with pieces of sandpaper for his inspection!

But before he could put all these treasures away,  
he grouped them with things that they're like in some way!

He sorted them this way and that way and then,  
he looked them all over and sorted again!





The turtle, the clover, the skinny string bean,  
he placed in a pile made of things that are . . .



green



The turtle, the egg, and the acorn that fell,  
these are all things with a hard outer . . .



# For Creative Minds

The For Creative Minds educational section may be photocopied or printed from our website by the owner of this book for educational, non-commercial uses. Cross-curricular teaching activities, interactive quizzes, and more are available online. Go to [www.ArbordalePublishing.com](http://www.ArbordalePublishing.com) and click on the book's cover to explore all the links.

## Hidden Picture

How many items can you find hidden in the first page of the story: alphabet blocks, dominoes, buttons, pencils, paper clips, thimble, tinker-toy wheels, buttons, bottle cap, and marbles. *What are some of the other items you see in the book that Packy has collected?*

## Sorting, Categorizing, and Classifying

People sort collections in different ways all the time. Laundry gets sorted into light and dark clothes or into cotton versus permanent press. This is called "sorting by attributes." An attribute is a characteristic shared by the items you group together.

Copy or print from our website and cut out "Packy's Sorting Cards." See how many different ways you can sort them. Cards may be copied using a reduction and/or an enlargement in order to provide for another aspect of size sorting.

Did you come up with different ways to sort Packy's collection?

What attributes did you use to sort the items? Describe what makes the groups different. What makes the groups similar?

Was it easy to sort everything into a few groups?

Can you make smaller groups within bigger groups?

Were there some items that didn't seem to fit into any group or that fit into more than one group? If so, what did you do with them?

Describe or explain your sorting methods to someone.

Take a survey by asking family members, friends, and classmates which collection is their favorite. List the groups in order from most favorite to least favorite.



## Scientists sort things into groups too

The first question that scientists ask is whether something is "living/once-living" or "non-living." If it is living, it can be sorted into different groups called "kingdoms," which include plants or animals among others. *Can you sort Packy's things into either non-living, plant, or animal?*

- Look at the piles and guess which group has the most.
- Then count how many are in each group.
- Color a box for each item in the appropriate section of the copied/downloaded graph.
- Which one has the most? Did you guess correctly? Which has the least?

10			
9			
8			
7			
6			
5			
4			
3			
2			
1			
	Non-living	Animal	Plant



Packy's Sorting Cards

Packy's Sorting Cards



pinecone



bean



sandpaper



kettle



acorn



book



needle



umbrella



marble



clover



cherry



egg



tooth brush



locket



yarn



thread







## Writing Connection:

Authors use words to paint pictures! The words they choose help readers visualize and imagine the important things they are writing about. One way authors do this is to refer to important things in a variety of ways. They think about the characteristics of characters, settings, and objects and use these characteristics in their description. Let's look at some of the important objects Packy sorted and see if we can name them in a number of ways!

Example—Marble: small glass orb, miniature crystal ball, small round colorful globe

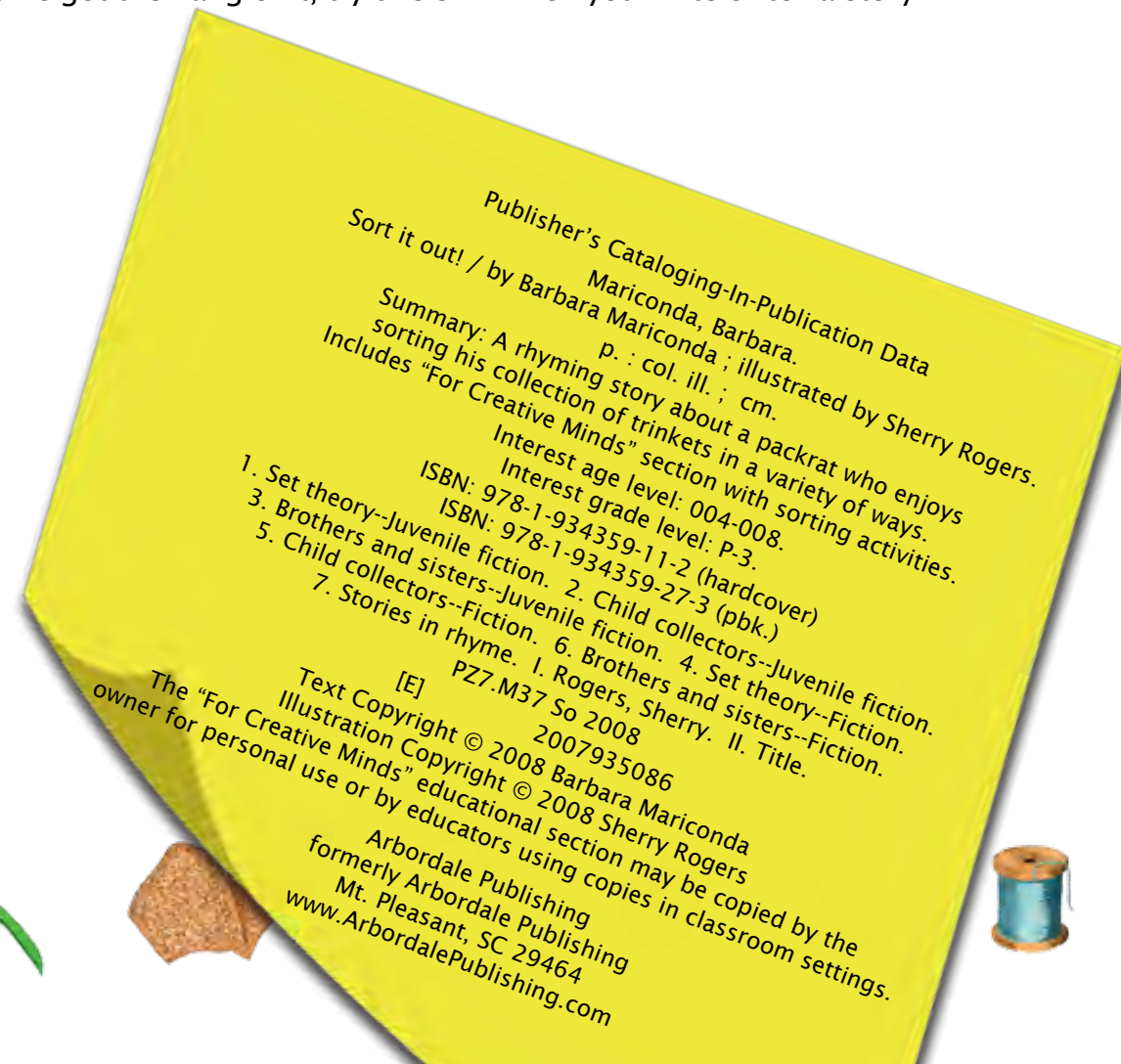
*Can you think of another interesting way to say "marble"?*

Try to use "word referents" for the following important objects Packy collected. One idea for each has been provided for you.

- |  |        |                         |
|--|--------|-------------------------|
|  | Clover | lucky four-leafed plant |
|  | Turtle | armored creature        |
|  | Acorn  | squirrel snack          |
|  | Cherry | ice cream sundae topper |

Now that you've got the hang of it, try this skill when you write or tell a story!

If you enjoy this book,  
look for other Arbordale books that may also be of interest:



Includes 4 pages of  
learning activities  
Look for more free activities  
online at  
[www.ArbordalePublishing.com](http://www.ArbordalePublishing.com)